

## Manual

[Download](#)[Online Manual](#)[FAQ](#)

# eYaBBa Auction Monitor

---

Manual for version 1.7

## Table of Contents

[Overview](#)[Installation](#)[eYaBBa Quick Tour](#)[Menu Items](#)[eYaBBa Options](#)[System Requirements](#)[Product Registration](#)[Product History](#)

## Overview

eYaBBa is a program which enables you to easily monitor items for sale on eBay. The un-obstructive program window will show at a glance the item number, descriptions, number of bids, current high bid, page total and time remaining on the items.

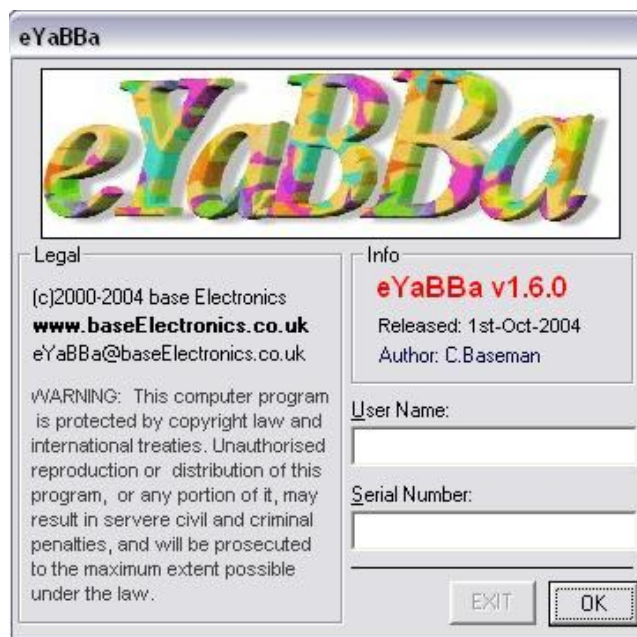
eYaBBa is ideal for auction sniping, allowing you to see

exactly how long is left on a particular item even if your not connected to the internet. eYaBBa provides automated searches enabling you to find the items you want.

[Back to Top](#)

## Installation

Click on the program installation file and follow the on screen prompts. Upon installation you will be presented with the Product Registration window.



*Product Registration Window*

Enter your username and serial number then click **OK** to continue. If you do not yet have a serial number click on **DEMO** to start your 48 trial.

[Back to Top](#)

## eYaBBa Quick Tour

### **SCREEN TOUR**

YaBBa comes ready to use, you need not configure any options unless desired. The eYaBBa window displays a list of items you are watching on eBay. *Double click on a listed item* to see the full product in your browser.

eYaBBa 1.6.0 [Motherboards] User: Baseman

Item #	Description	High bid	Bids	Time remaining
<input type="checkbox"/> 6718187390	MOTHERBOARD AS8 GURU BY ABIT-	£16.00	4	>>> 54 mins, 21 secs
<input type="checkbox"/> 6719132999	Pc Chips M810L (v.3) Motherboard - AMD Athlon/Dur...	£5.01	5	0 days, 02 hrs, 03 mins
<input type="checkbox"/> 6718624565	SOYO SUPER 7 MOTHERBOARD MODEL SY-5EMA	£10.00	0	0 days, 03 hrs, 28 mins
<input type="checkbox"/> 6719733169	motherboard+cpu+heatsink+fan	£0.99	0	0 days, 13 hrs, 47 mins
<input type="checkbox"/> 6707781464	MOTHERBOARD BUNDLE, 500MHZ CPU, 192MB ...	£22.00	13	ENDED

2 mins remaining until next update      Total: £43.01      19:58      04/11/2004

*eYaBBa Main Window*

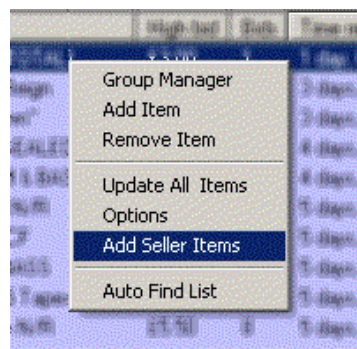
### **ADDING ITEMS IS SIMPLE**

To add items to eYaBBa, highlight the auction number from the eBay page in you browser window, right click and select copy. It will then be automatically added to eYaBBa.



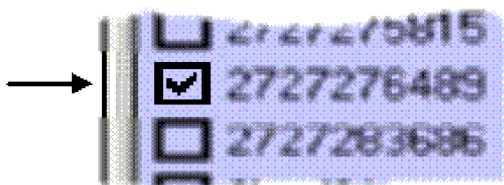
*Item automatically added to eYaBBa from eBay page!*

.... or if you want to quickly add all items your selling....



and enter your eBay user ID when prompted.

### **WHAT'S THAT BOX FOR?**



Item tick box

When you tick a box next to your listed item the *Notification Alarm* will be set. Once your item reaches a set number of minutes remaining the alarm will be sounded to alert you the item is about to end. The time before the alarm sounds can be configured in options.

In addition, once the alarm has sounded the item will be *automatically updated from the internet every 5 seconds* enabling you to keep a close eye on price and bids.

[Back to Top](#)

## **Menu Items**

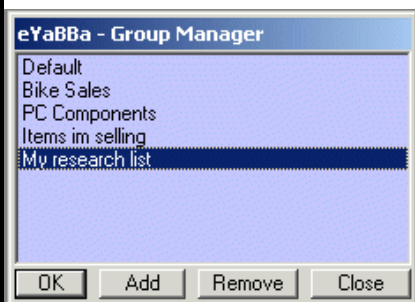
A Click of the **right mouse button** opens the menu



*Right mouse click*

- **GROUP MANAGER** - This will open a list of your saved groups. See [GROUP MANAGER](#) below.
- **ADD ITEM** - Click this option to manually add an item number. Type in the number then select OK.
- **REMOVE ITEM** - Click this item to remove the item selected from the list.
- **UPDATE ALL ITEMS** - Clicking this item updates ALL the list items from eBay (provides the same function as "Update from eBay" in [OPTIONS](#)).
- **OPTIONS** - Displays the [program options](#) window.
- **ADD SELLER ITEMS** - Select this option then enter your eBay Seller ID when prompted, all your items for sale will now be added to the current group.

## Group Manager



eYaBBa gives you the option to list your items under different groups. This enables you to easily monitor a larger number of items in different categories. From this screen you can Add or Remove groups, **simply Double Click** on a group name to open it.

[Back to Top](#)

---

## eYaBBa Options

*Options window*

### GENERAL

- **REMOVE ITEM AFTER AUCTION ENDS** - If this box is ticked, an item that has ended will automatically be removed from the list.
- **ACTIVE CLIPBOARD** - If this box is ticked it enables automatic clipboard copying. To add items to eYaBBa, highlight the auction number from your eBay screen, right click and select copy. It will then be automatically added to eYaBBa.
- **CHECK FOR UPDATES** - This enables eYaBBa to check for new version at start-up. It is recommended this option is left ticked to keep you up-to-date.

### TIME SETTINGS

- **UPDATE FROM EBAY EVERY (MINS)** - If checked eYaBBa will automatically update the list items

dependant on the number of minutes that are selected here. Hint: Increase this time for slower connections.

- **SYNCHRONISE TIME WITH EBAY** - If checked eYaBBa will attempt to synchronise with atomic time. This will not change your PC clock but adjust time values in eYaBBa.

### REMINDERS

- **WHEN SELECTED ITEM REACHES** - Placing a tick next to an item in your list activates the Alarm. When an item reaches the number of minutes selected in this option a sound will be played. Click EDIT to change the default WAV file.
- **PLAY** - Name of the WAV file to be played, click *edit* to select a new file.

### SCREEN COLOUR

- **SCREEN COLOUR** - Enables you to change the colour of the eYaBBa list.

### BROWSER PATH

- **BROWSER PATH** - The path to your browser program. You need only change this path if Internet Explorer doesn't load when you double click a list item. Click default to change this path back to the default setting (*C:\Program Files\Internet Explorer\EXPLORE.EXE*)

### COUNTRY SELECTION

- Select the country where you are using eYaBBa. This will determine if data is obtained from eBay.co.uk or eBay.com and also the currency shown.

[Back to Top](#)

---

## **System Requirements**

eYaBBa will work with Windows 98 upwards.

All that's needed is a net connection!

[Back to Top](#)

---

## **Product Registration**

To obtain a serial number for eYaBBa [click here](#)

**Already have a serial number?**

If you already have a serial number load eYaBBa, the registration screen should appear, enter

your username and serial number provided and click OK.

If the registration screen does not appear, right click the eYaBBa screen and select OPTIONS. On the options screen click the ABOUT button. You can now enter your registration details.

[Back to Top](#)

---

## History

21-05-03 - Release v1.3.0 Added groups, page total, intelligent bandwidth usage, new options.

25-06-03 - Release v1.3.2 Added sellers item list, updated eBay extraction & minor optimisation.

06-07-03 - Release v1.3.3. Updated eBay extraction code, added automatic adding of seller items.

16-08-03 - Release v1.3.4. Updated eBay extraction code, AutoFind searching feature added.

01-04-04 - Release v1.5.0. Optimised code, minor fixes, removed AutoFind until code perfected.

01-10-04 - Release v1.6.0. Extract code update, fixed window autosize and reminder sample bug.

11-07-06 - Release v1.7.1. New extraction engine for eBay including seller items extraction.

15-12-07 - Release v1.7.4. New extraction engine for eBay inc a few bugfixs.

[Back to Top](#)

---

**Author: C.Baseman**  
**Copyright © 2007 base Media . All rights reserved.**  
**Revised: 15/12/07.**